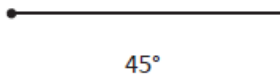


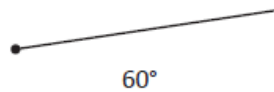
Tuesday - Drawing lines and angles

Use a protractor to complete these angles. One line has been drawn for you. You need to measure and draw the other line. Draw it about the same length as the line already done.

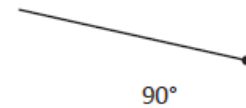
a



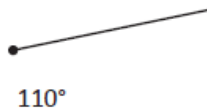
b



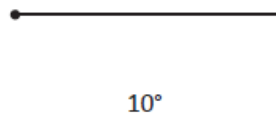
c



d



e



Line the middle of your protractor up with the dot at the end of the line.



Now have a go at drawing these lines and angles yourself:

f. 80°

g. 120°

h. 30°

i. 75°

j. 55°

k. 25°